

**GENERAL INPUTS REQUIRED FOR A CUSTOM REQUEST**

**Company : Project :** .....

**Address :** .....

**Sales Contact :**

Ms/Mr. .... **Tel. :** ..... **Email :** .....

**Technical Contact :**

Ms/Mr. .... **Tel. :** ..... **Email :** .....

**MARKET :**  SPACE  COMMERCIAL AVIONICS  MILITARY AVIONICS  DEFENSE  
 DOWNHOLE  RAILWAYS  INDUSTRY  MEDICAL

**Applied Standards (ESA, Mil, ... ) :** .....

**RoHS Statuses :**  Non RoHS  RoHS

**Outgassing Satus :** .....

**Environmental Constraints :** .....

**Ambient Temperature Range (°C) :** Min. : ..... Max. : .....

**Storage Temperature (°C) :** Min. : ..... Max. : .....

**VRT-Thermal shocks :** .....

**Moisture :** .....

**Salt Spray Resistance :** .....

**Fungi Resistance :** .....

**Other (specify) :** .....

**MECHANICAL CONSTRAINTS :**  Shocks  Vibration  Robustness of connections

**Partial Discharge :** ..... (pC)

**MOUNTING :**  SMD  TH  Wire  
 Other (specify) : .....

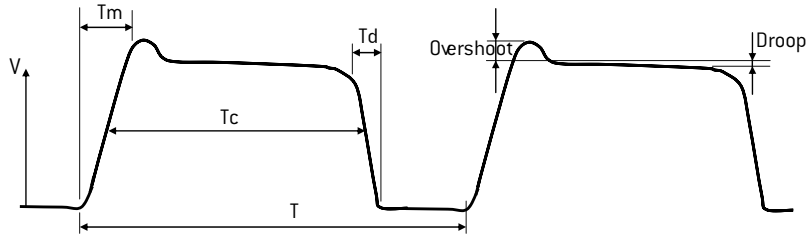
**PACKING :**  Individual package **ESD :**  Yes  No  
 Tray  
 Reel  
 Other (specify) : .....

**PULSE TRANSFORMERS (suitable for Gate Drive Transformer, Data Bus Transformers...)**

Company name : ..... Project : .....

Product reference : ..... Yearly Quantities : .....

**Pulse Drawing :**



**PULSE DESCRIPTION :** Conduction time (Tc) : ..... [μA] Rise time (Tm) : ..... [μs]  
 Falling time (Td) : ..... [μs] Droop : ..... [V] Overshoot : ..... [V]  
 Volt time constant ET : ..... [Vμs] Pulse repetition Rate (Max.) / Frequency (Min.) : ..... [μs/Hz]

**MAGNETISING INDUCTANCE :**

Secondary load Impedance : ..... [Ω] Max. acceptable interwinding capacitance : ..... [pF]  
 Input Voltage : ..... [V] Secondary Voltage : ..... [V] Turn ratio : .....

**DIELECTRIC WITHSTANDING VOLTAGE :** Prim./Sec. : ..... [V] Sec./Sec. : ..... [V]  
**Insulation resistance :** Prim./Sec. : ..... [Ω] Sec./Sec. : ..... [Ω]  
 Winding/Shields : ..... Winding/Ground : .....



**MAXIMUM DIMENSION :** Length : ..... [mm] Width : ..... [mm] Height : ..... [mm]

- Finishing :**  Case  Molding  
 None  Impregnation

**MARKING :** ..... **WEIGHT :** ..... [g]

**MECHANICAL DRAWING**

**LAYOUT**

	
---	--